

Students Awareness About Plagiarism: A Study of University of Delhi

Manish Kumar

Department of Library and Information Science, University of Delhi

Email Id: kkmaniii2014@gmail.com

Abstract: The survey conducted in University of Delhi overtly presents the insight of students' awareness, understanding, knowledge, misconceptions and pertinent plagiarism aspects, issues and know-how. The work tangibly explains 100 students' awareness about plagiarism, reasons for this malpractice with solutions to avoid it.

Keywords: Plagiarism, citation, standard citation styles, anti plagiarism software.

1. Introduction

The information explosion and easy access of information through Google and varied search engines provide free hands of easy copying and claiming the ownership of others scholarly work without any repent. This paradigm shift has greatly influenced and imbibed by the students to credit number of publications in their pocket without scholarly efforts and proper reading and understanding. Accordingly, plagiarism is spreading like a menace and capturing the thinking, reasoning and analytical abilities, calibre and zeal of students to undertake right path with fair practices of writing and using standard citation styles for avoiding plagiarism. In this regard it is inevitable to guide the students and tell them the perils of plagiarism so that they will not fall prey to copy and paste vogue.

2. Objectives of The Study

- To check the students' awareness about plagiarism concept.
- To check the students' understanding about plagiarism and related aspects.
- To know about the reasons adopted by students' for plagiarized work.
- To study the students' understanding about anti plagiarism software.
- To know about the library initiatives for making students' aware about how to use good practices to stop plagiarism.

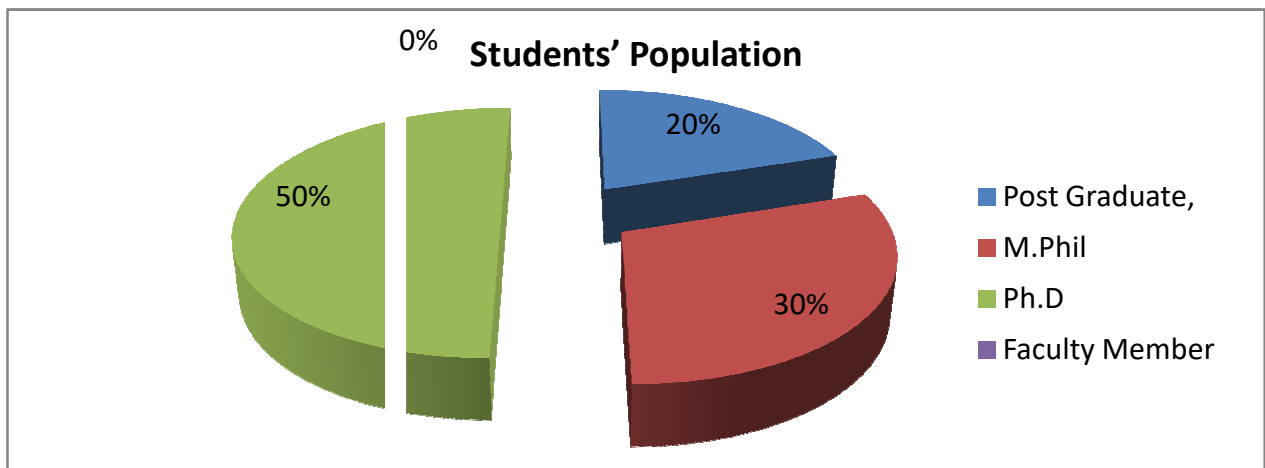
3. Methodology

This survey focuses on to check the students' awareness about the plagiarism concept, its relevant aspects and other related issues. To check the ground reality regarding this, a questionnaire was designed and distributed randomly to the 120 students' of Post Graduate, M.Phil, Ph.D and Faculty categories of University of Delhi, Delhi between April 2017 to June 2017. Afterwards through regular persuasion and efforts only 100 duly filled up questionnaires were received back in month of July 2017. The overall response rate is 83.33% which tangibly presents the students' opinion, know how, understanding about plagiarism.

4. Data Analysis and Findings

Table No. 1: Students' Population

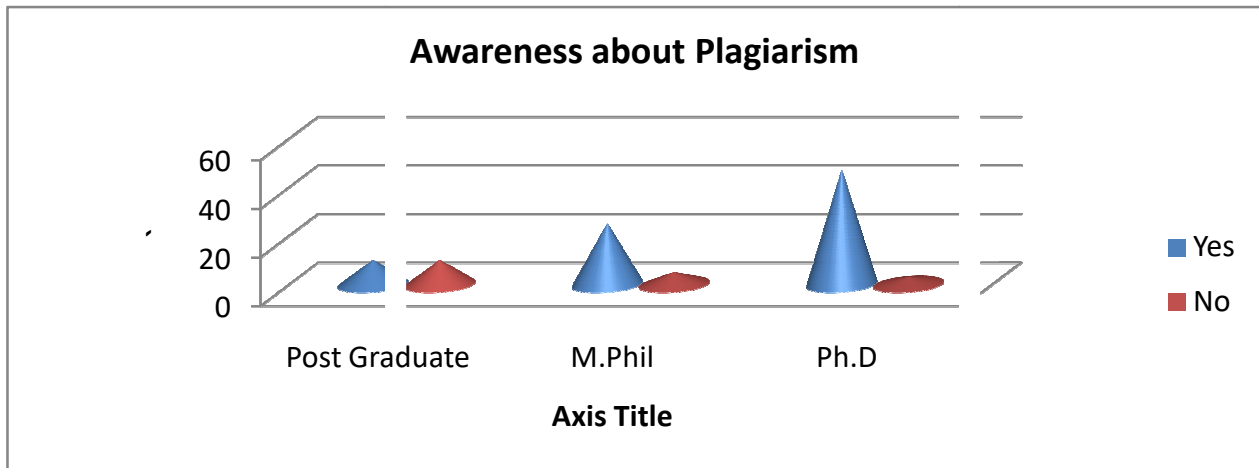
Students' Category	Students' Population
Post Graduate,	20 (20%)
M.Phil	30 (30%)
Ph.D	50 (50%)
Faculty Member	0 (0%)
Total	100 (100%)



The table no.1 clearly shows the students' population and in this regards 20 (20%) Post Graduate students, 30 (30%) M.Phil students and 50 (50%) Ph.D students responded to the questionnaires administered to them. Further, maximum Ph.D category of students' responded to the questionnaires seconded by M.Phil and than Post Graduate students. No faculty member responded to the questionnaire and thus, their category is not included in presenting the results.

Table No. 2: Awareness about Plagiarism

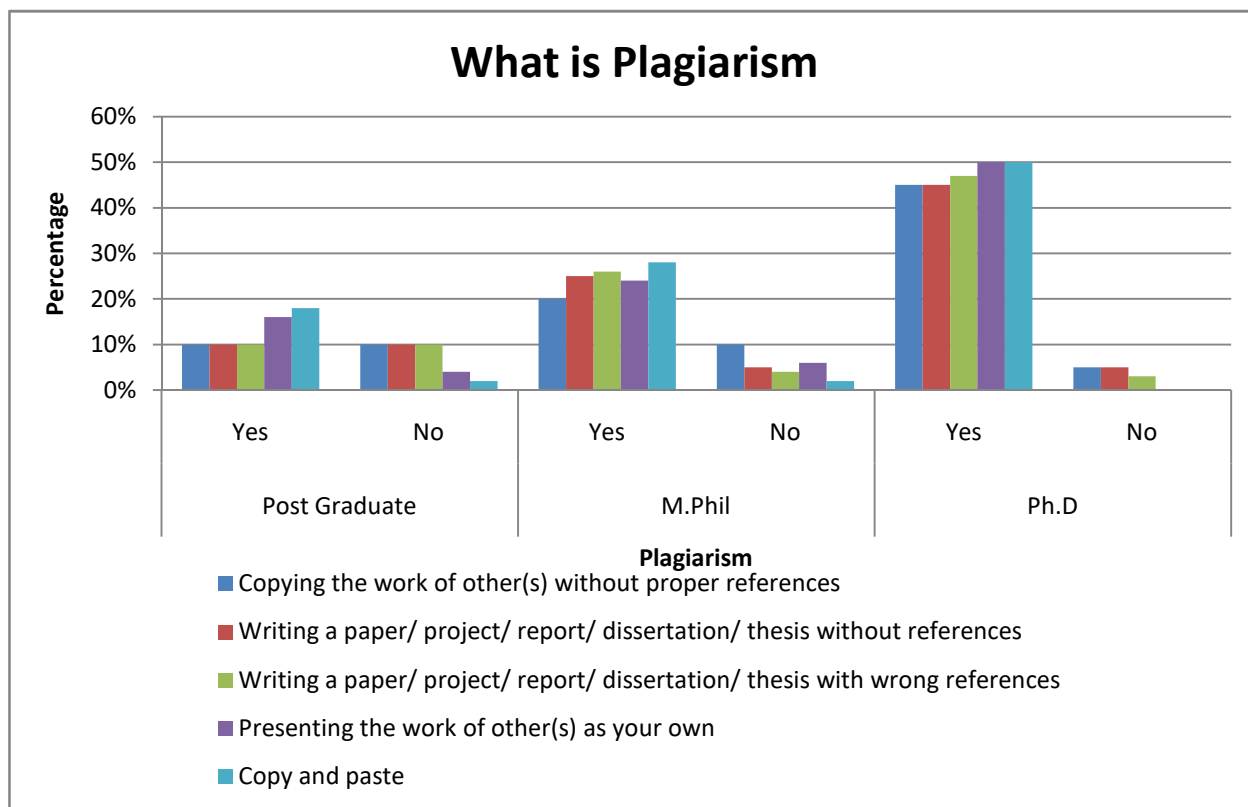
Awareness about Plagiarism Concept	Yes	No
Post Graduate	10 (10%)	10 (10%)
M.Phil	25 (25%)	5(5%)
Ph.D	47 (47%)	3 (3%)
Total	82 (82%)	18 (18%)



The table no.2 tangibly shows the students' awareness about plagiarism and it is found that in Post Graduate category, out of 20 (20%) students', 10 (10%) are aware and 10 (10%) aren't aware about plagiarism. Further in M.Phil. Category, out of 30 (30%) students', 25 (25%) students' are aware and 5 (5%) are not aware and in Ph.D category, out of 50 (50%) students', 47 (47%) are aware and only 3 (3%) are not aware about plagiarism. Thus, out of 100 students', 82 (82%) are aware about plagiarism and only 18 (18%) students' are not aware about it.

Table No. 3: What is Plagiarism?

For you, Plagiarism is	Post Graduate			M.Phil			Ph.D			Total	
	Yes	No	Total	Yes	No	Total	Yes	No	Total	Yes	No
Copying the work of other(s) without proper references	10 (10%)	10 (10%)	20 (20%)	20 (20%)	10 (10%)	30 (30%)	45 (45%)	5 (5%)	50 (50%)	75 (75%)	25 (25%)
Writing a paper/ project/ report/ dissertation/ thesis without references	10 (10%)	10 (10%)	20 (20%)	25 (25%)	5 (5%)	30 (30%)	45 (45%)	5 (5%)	50 (50%)	80 (80%)	20 (20%)
Writing a paper/ project/ report/ dissertation/ thesis with wrong references	10 (10%)	10 (10%)	20 (20%)	26 (26%)	4 (4%)	30 (30%)	47 (47%)	3 (3%)	50 (50%)	83 (83%)	17 (17%)
Presenting the work of other(s) as your own	16 (16%)	4 (4%)	20 (20%)	24 (24%)	6 (6%)	30 (30%)	50 (50%)	0 (0%)	50 (50%)	90 (90%)	10 (10%)
Copy and paste	18 (18%)	2 (2%)	20 (20%)	28 (28%)	2 (2%)	30 (30%)	50 (50%)	0 (0%)	50 (50%)	96 (96%)	4 (4%)



The table no.3 tangibly shows the students' awareness about plagiarism and it is found that with regard to q. no. 1 i.e. *copying the work of other(s) without proper references*, it is clear from the data that in Post Graduate category, out of 20 students', 10 (10%) agreed that yes it is plagiarism and 10 (10%) did not. Further in M.Phil category, out of 30 students', 20 (20%) agreed that yes it is plagiarism and 10 (10%) did not and in Ph.D category, out of 50 (50%) students', 45 (45%) agreed that yes it is plagiarism and 5 (5%) did not agreed about that. Thus, out of 100 students', 75 (75%) agreed and responded affirmative yes that it is plagiarism and only 25 (25%) students' did not think it is plagiarism.

With regard to q. no. 2 i.e. *writing a paper/ project/ report/ dissertation/ thesis without references*, it is clear from the data that in Post Graduate category, out of 20 students', 10 (10%) agreed about it and 10 (10%) were not agreed about that. Further in M.Phil category, out of 30 students', 25 (25%) agreed to that and 5 (5%) were not agreed and in Ph.D category, out of 50 (50%) students', 45 (45%) were agreed and 5 (5%) were not agreed about that. Thus, out of 100 students', 80 (80%) responded yes that writing a paper/ project/ report/ dissertation/ thesis without references is plagiarism and only 20 (20%) students' opined no about it.

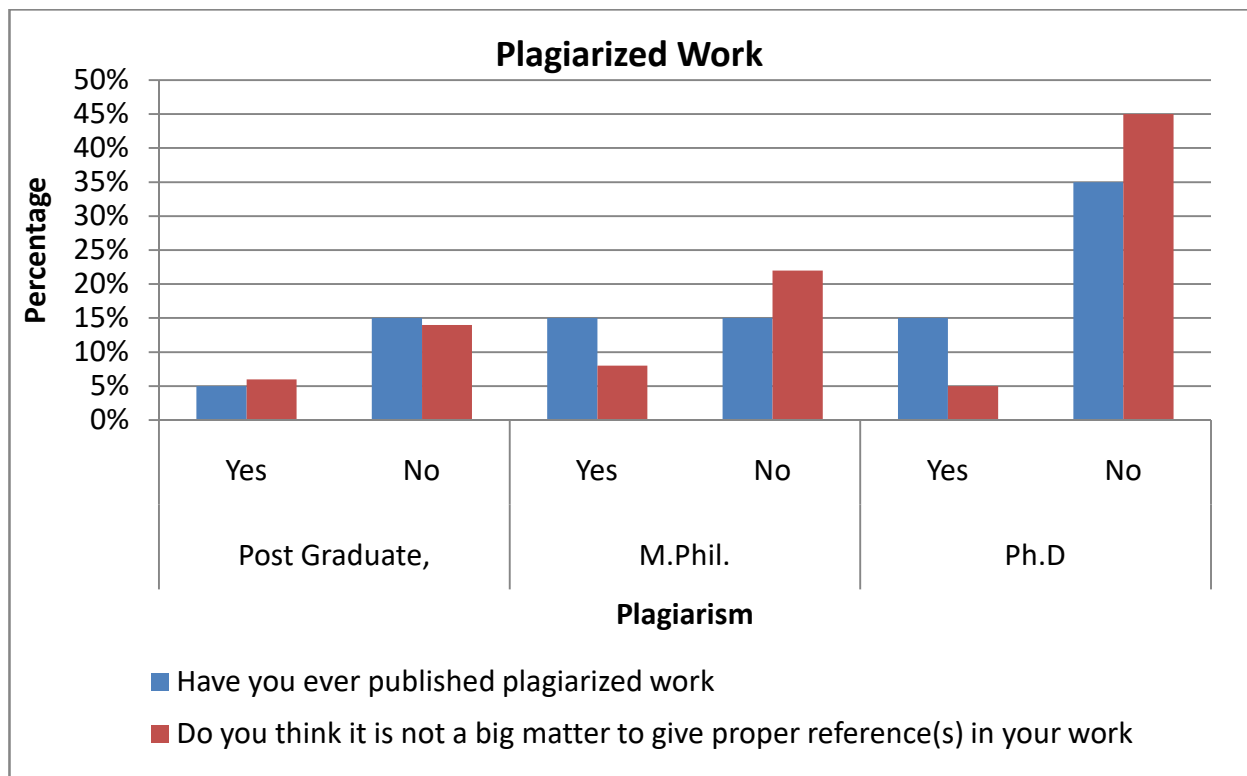
With regard to q. no. 3 i.e. *writing a paper/ project/ report/ dissertation/ thesis with wrong references* , it is clear from the data that in Post Graduate category, out of 20 (20%) students', 10 (10%) agreed that yes it is plagiarism and 10 (10%) opined no about it. Further in M.Phil category, out of 30 students', 26 (26%) agreed yes that it is plagiarism and 4 (4%) did not and in Ph.D category, out of 50 (50%) students', 47 (47%) responded yes that it is plagiarism and 3 (3%) did not agreed about that. Thus, out of 100 students', 83 (83%) agreed that yes writing a paper/ project/ report/ dissertation/ thesis with wrong references is plagiarism and only 17 (17%) students' did not.

With regard to q. no. 4 i.e. *presenting the work of other(s) as your own* , it is clear from the data that in Post Graduate category, out of 20 students', 16 (16%) agreed that yes it is plagiarism and 4 (4%) did not. Further in M.Phil category, out of 30 students', 24 (24%) agreed that yes it is plagiarism and 6 (6%) did not and in Ph.D category, all 50 (50%) students' agreed yes that it is plagiarism. Thus, out of 100 students', 90 (90%) agreed that yes it is plagiarism and only 10 (10%) students' did not.

With regard to q. no. 5 i.e. *copy and paste*, it is clear from the data that in Post Graduate category, out of 20 students', 18 (18%) agreed that yes it is plagiarism and 2 (2%) stated no about it. Further in M.Phil category, out of 30 students', 28 (28%) agreed that yes it is plagiarism and 2 (2%) did not and in Ph.D category, all 50 (50%) students' agreed that yes it is plagiarism. Thus, out of 100 students', 96 (96%) agreed that yes it is plagiarism and only 4 (4%) students' did not.

Table No. 4: Plagiarized Work

Plagiarized Work	Post Graduate,			M.Phil			Ph.D			Total	
	Yes	No	Total	Yes	No	Total	Yes	No	Total	Yes	No
Have you ever published plagiarized work	5 (5%)	15 (15%)	20 (20%)	15 (15%)	15 (15%)	30 (30%)	15 (15%)	35 (35%)	50 (50%)	35 (35%)	65 (65%)
Do you think it is not a big matter to give proper reference(s) in your work	6 (6%)	14 (14%)	20 (20%)	8 (8%)	22 (22%)	30 (30%)	5 (5%)	45 (45%)	50 (50%)	19 (19%)	81 (81%)

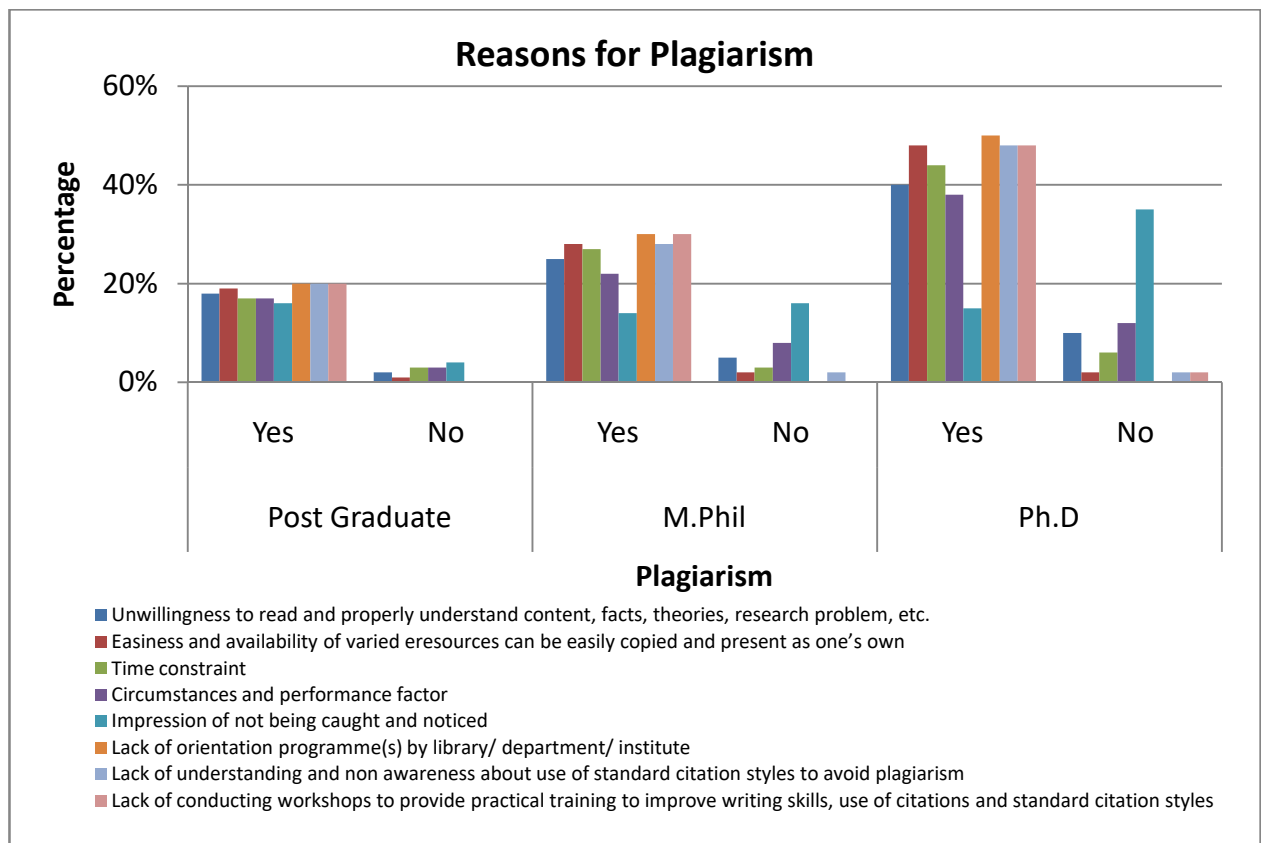


The table no.4 tangibly shows the students’ responses about plagiarized work and it is found that with regard to q. no. 1 i.e. *have you ever published plagiarized work*, it is clear from the data that in Post Graduate category, out of 20 students’, 5 (5%) admitted to publication of plagiarized work and 15 (15%) did not. Further in M.Phil category, out of 30 students’, 15 (15%) admitted to publication of plagiarized work and 15 (15%) did not and in Ph.D category, out of 50 (50%) students’, 15 (15%) admitted to publication of plagiarized work and 35 (35%) stated that they never published such work. Thus, out of 100 students’, 35 (35%) published plagiarized work and 65 (65%) students’ never did that.

With regard to q. no. 2 i.e. *do you think it is not a big matter to give proper reference(s) in your work*, it is clear from the data that in Post Graduate category, out of 20 students’, 6 (6%) students’ opined yes and 14 (14%) responded no. Further in M.Phil category, out of 30 students’, 8 (8%) students’ responded yes and 22 (22%) responded no and in Ph.D category, out of 50 (50%) students’, 5 (5%) responded yes and 45 (45%) responded no. Thus, out of 100 students’, 19 (19%) responded yes that it is not a big matter to give proper references but 81 (81%) students’ did not think it is right.

Table No. 5: Reasons for Plagiarism

Reason(s) for plagiarism	Post Graduate			M.Phil			Ph.D			Total	
	Yes	No	Total	Yes	No	Total	Yes	No	Total	Yes	No
Unwillingness to read and properly understand content, facts, theories, research problem, etc.	18 (18%)	2 (2%)	20 (20%)	25 (25%)	5 (5%)	30 (30%)	40 (40%)	10 (10%)	50 (50%)	83 (83%)	17 (17%)
Easiness and availability of varied e-resources can be easily copied and present as one's own	19 (19%)	1 (1%)	20 (20%)	28 (28%)	2 (2%)	30 (30%)	48 (48%)	2 (2%)	50 (50%)	95 (95%)	5 (5%)
Time constraint	17 (17%)	3 (3%)	20 (20%)	27 (27%)	3 (3%)	30 (30%)	44 (44%)	6 (6%)	50 (50%)	88 (88%)	12 (12%)
Circumstances and performance factor	17 (17%)	3 (3%)	20 (20%)	22 (22%)	8 (8%)	30 (30%)	38 (38%)	12 (12%)	50 (50%)	77 (77%)	23 (23%)
Impression of not being caught and noticed	16 (16%)	4 (4%)	20 (20%)	14 (14%)	16 (16%)	30 (30%)	15 (15%)	35 (35%)	50 (50%)	45 (45%)	55 (55%)
Lack of orientation programme(s) by library/ department/ institute	20 (20%)	0 (0%)	20 (20%)	30 (30%)	0 (0%)	30 (30%)	50 (50%)	0 (0%)	50 (50%)	100 (100%)	0 (0%)
Lack of understanding and non awareness about use of standard citation styles to avoid plagiarism	20 (20%)	0 (0%)	20 (20%)	28 (28%)	2 (2%)	30 (30%)	48 (48%)	2 (2%)	50 (50%)	96 (96%)	4 (4%)
Lack of conducting workshops to provide practical training to improve writing skills, use of citations and standard citation styles	20 (20%)	0 (0%)	20 (20%)	30 (30%)	0 (0%)	30 (30%)	48 (48%)	2 (2%)	50 (50%)	98 (98%)	2 (2%)



The table no.5 tangibly shows the students’ responses about reasons for plagiarism and it is found that with regard to q. no. 1 i.e. *unwillingness to read and properly understand content, facts, theories, research problem, etc.*, it is clear from the data that in Post Graduate category, out of 20 (20%) students’ 18 (18%) students’ admitted that yes it is the reason for plagiarism and 2 (2%) did not. Further in M.Phil category, out of 30 (30%) students’, 25 (25%) admitted to it and 5 (5%) did not and in Ph.D category, out of 50 (50%) students’, 40 (40%) admitted to it and 10 (10%) did not. Thus, out of 100 students’, 83 (83%) admitted it as a reason for plagiarism and 17 (17%) students’ did not think so.

With regard to q. no. 2 i.e. *easiness and availability of varied e-resources can be easily copied and present as one’s own*, it is clear from the data that in Post Graduate category, out of 20 (20%) students’ 19 (19%) admitted that yes it is the reason for plagiarism and only 1 (1%) did not. Further in M.Phil category, out of 30 (30%) students’, 28 (28%) students’ admitted to it and 2 (2%) did not and in Ph.D category, out of 50 (50%) students’, 48 (48%) admitted to it and 2 (2%) did not. Thus, out of 100 students’, 95 (95%) admitted it as a reason for plagiarism and 5 (5%) students’ did not think so.

With regard to q. no. 3 i.e. *time constraint*, it is clear from the data that in Post Graduate category, out of 20 (20%) students', 17 (17%) admitted that yes it is the reason for plagiarism and 3 (3%) did not. Further in M.Phil category, out of 30 students', 27 (27%) admitted to it and 3 (3%) did not and in Ph.D category, out of 50 (50%) students', 44 (44%) admitted to it and 6 (6%) did not. Thus, out of 100 students', 88 (88%) admitted it as a reason for plagiarism and 12 (12%) students' did not think so.

With regard to q. no. 4 i.e. *circumstances and performance factor*, it is clear from the data that in Post Graduate category, out of 20 (20%) students' 17 (17%) admitted that yes it is the reason for plagiarism and 3 (3%) did not. Further in M.Phil category, out of 30 students', 22 (22%) students' admitted to it and 8 (8%) did not and in Ph.D category, out of 50 (50%) students', 38 (38%) admitted to it and 12 (12%) did not. Thus, out of 100 students', 77 (77%) admitted it as a reason for plagiarism and 23 (23%) students' did not think so.

With regard to q. no. 5 i.e. *impression of not being caught and noticed*, it is clear from the data that in Post Graduate category, out of 20 (20%) students', 16 (16%) students' admitted that yes it is the reason for plagiarism and 4 (4%) did not. Further in M.Phil category, out of 30 (30%) students', 14 (14%) admitted to it and 16 (16%) did not and in Ph.D category, out of 50 (50%) students', 15 (15%) admitted to it and 35 (35%) did not. Thus, out of 100 students', 45 (45%) admitted it as a reason for plagiarism and 55 (55%) students' did not think so.

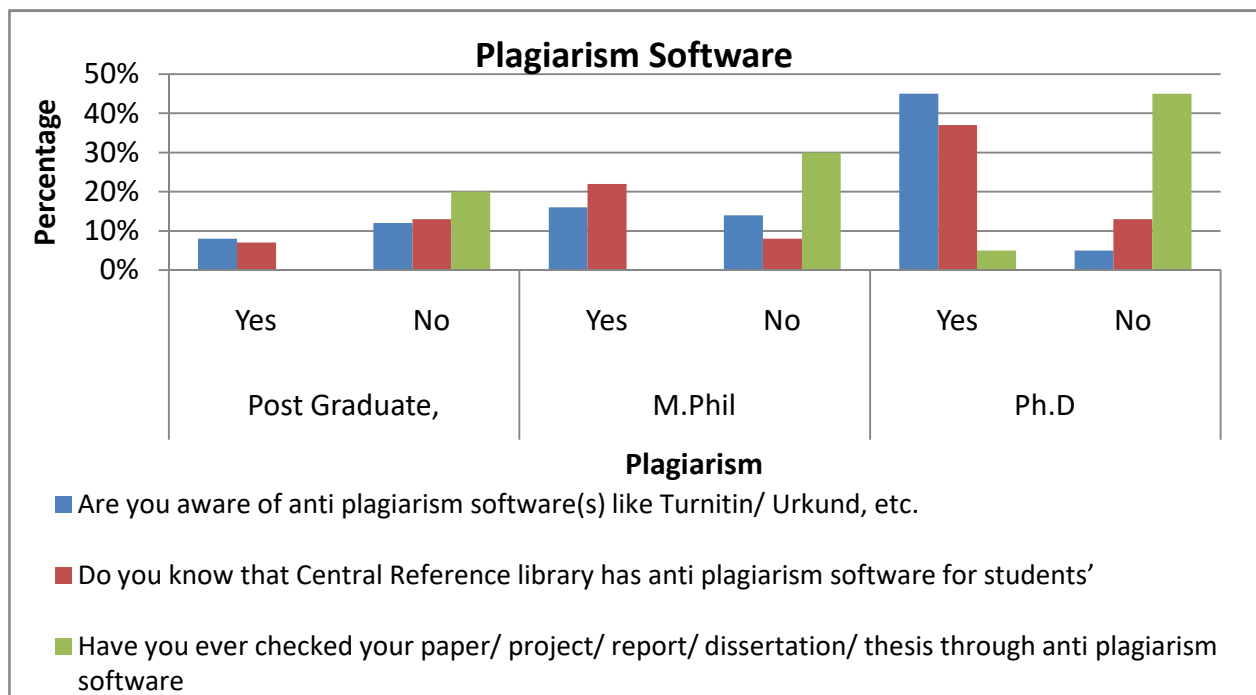
With regard to q. no. 6 i.e. *lack of orientation programme(s) by library/ department/ institute*, it is clear from the data that in Post Graduate category, all 20 (20%) students', in M.Phil category all 30 (30%) students' and in Ph.D category all 50 (50%) students' admitted that yes it is a reason for plagiarism. Thus, all 100 (100%) students' responded yes that it as a reason for plagiarism.

With regard to q. no. 7 i.e. *lack of understanding and non awareness about use of standard citation styles to avoid plagiarism*, it is clear from the data that in Post Graduate category, all 20 (20%) students' admitted that yes it is the reason for plagiarism. Further in M.Phil category, out of 30 students', 28 (28%) responded yes and 2 (2%) no and in Ph.D category, out of 50 (50%) students', 48 (48%) admitted to it and only 2 (2%) did not. Thus, out of 100 students', 96 (96%) responded yes that it is a reason for plagiarism and only 4 (4%) students' did not think so.

With regard to q. no. 8 i.e. *lack of conducting workshops to provide practical training to improve writing skills, use of citations and standard citation styles*, it is clear from the data that in Post Graduate category, all 20 (20%) students' responded yes and in M.Phil category all 30 (30%) students' responded yes about it. In Ph.D category, out of 50 (50%) students', 48 (48%) admitted to it and 2 (2%) did not. Thus, out of 100 students', 98 (98%) admitted it as a reason and 2 (2%) students' did not think so.

Table No. 6: Plagiarism Software

Plagiarism Software	Post Graduate,			M.Phil			Ph.D			Total	
	Yes	No	Total	Yes	No	Total	Yes	No	Total	Yes	No
Are you aware of anti plagiarism software(s) like Turnitin/ Urkund, etc.	8 (8%)	12 (12%)	20 (20%)	16 (16%)	14 (14%)	30 (30%)	45 (45%)	5 (5%)	50 (50%)	69 (69%)	31 (31%)
Do you know that Central Reference library has anti plagiarism software for students'	7 (7%)	13 (13%)	20 (20%)	22 (22%)	8 (8%)	30 (30%)	37 (37%)	13 (13%)	50 (50%)	66 (66%)	34 (34%)
Have you ever checked your paper/ project/ report/ dissertation/ thesis through anti plagiarism software	0 (0%)	20 (20%)	20 (20%)	0 (0%)	30 (30%)	30 (30%)	5 (5%)	45 (45%)	50 (50%)	5 (5%)	95 (95%)



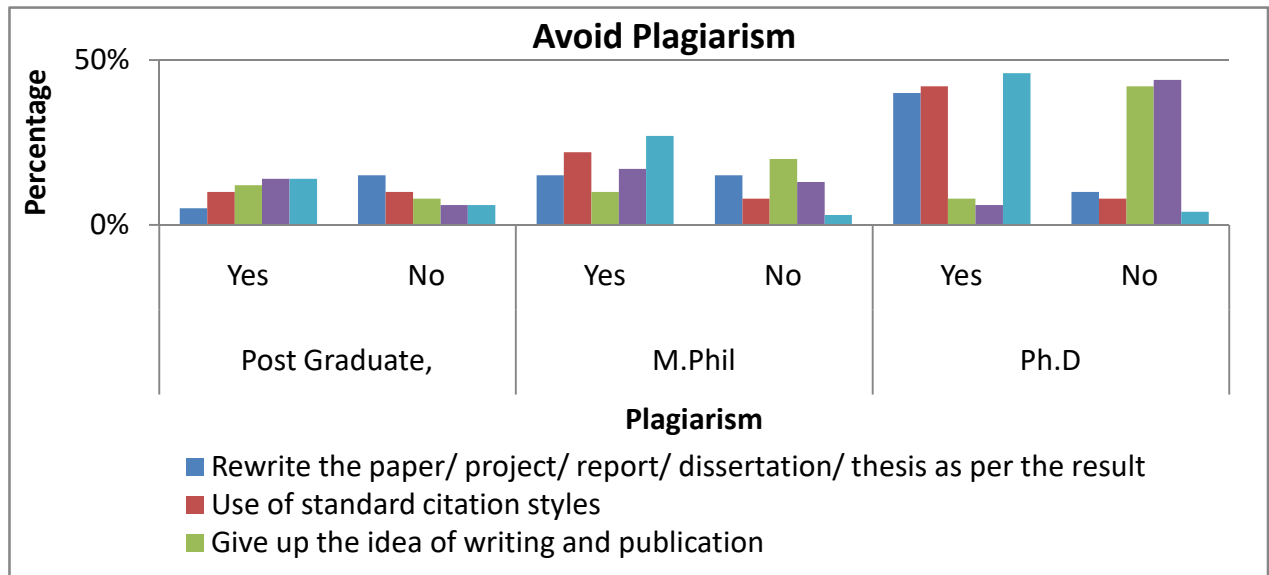
The table no.6 tangibly shows the students' responses about q. no.1 i.e. *are you aware of anti plagiarism software(s) like Turnitin/ Urkund, etc.* and it is clear from the data that in Post Graduate category, out of 20 (20%) students', 8 (8%) responded yes and 12 (12%) opined no about it. Further in M.Phil category, out of 30 students', 16 (16%) responded yes and 14 (14%) did not know about it and in Ph.D category, out of 50 (50%) students', 45 (45%) responded yes that they are aware about it and 5 (5%) did not. Thus, out of 100 students', 69 (69%) responded yes that they knew about anti plagiarism software and 31 (31%) students' did not.

With regard to q. no. 2 that *do you know that Central Reference library has anti plagiarism software for students'* and it is clear from the data that in Post Graduate category, out of 20 (20%) students', 7 (7%) responded yes and 13 (13%) opined no about it. Further in M.Phil category, out of 30 students', 22 (22%) students' responded yes and 8 (8%) did not know about it and in Ph.D category, out of 50 (50%) students' 37 (37%) responded yes that they knew library has anti plagiarism software and 13 (13%) did not. Thus, out of 100 students', 66 (66%) responded yes that they knew library has anti plagiarism software and 34 (34%) students' did not. With regard to q. no. 3 that *have you ever checked your paper/ project/ report/ dissertation/ thesis through anti plagiarism software* and it is clear from the data that in Post Graduate category all 20 (20%) and in M.Phil category all 30 (30%) students' responded yes. Further in Ph.D category, out of 50 (50%) students', 5 (5%) responded yes that they do have checked their paper/ project/ report/ dissertation/ thesis through anti plagiarism software and 45 (45%) did not. Thus, out of 100 students', 5 (5%) responded yes that they have checked their paper/ project/ report/ dissertation/ thesis through anti plagiarism software and 95 (95%) students' never did that.

Table No. 7: Avoid Plagiarism

If plagiarism report indicates your work plagiarized, than what you do	Post Graduate,			M.Phil			Ph.D			Total	
	Yes	No	Total	Yes	No	Total	Yes	No	Total	Yes	No
Rewrite the paper/ project/ report/ dissertation/ thesis as per the result	5 (5%)	15 (15%)	20 (20%)	15 (15%)	15 (15%)	30 (30%)	40 (40%)	10 (10%)	50 (50%)	60 (60%)	40 (40%)
Use of standard citation styles	10 (10%)	10 (10%)	20 (20%)	22 (22%)	8 (8%)	30 (30%)	42 (42%)	8 (8%)	50 (50%)	74 (74%)	26 (26%)
Give up the idea of writing and	12 (12%)	8 (8%)	20 (20%)	10 (10%)	20 (20%)	30 (30%)	8 (8%)	42 (42%)	50 (50%)	30 (30%)	70 (70%)

publication											
Only use the printed sources	14 (14%)	6 (6%)	20 (20%)	17 (17%)	13 (13%)	30 (30%)	6 (6%)	44 (44%)	50 (50%)	37 (37%)	63 (63%)
Always give the cited content in inverted commas	14 (14%)	6 (6%)	20 (20%)	27 (27%)	3 (3%)	30 (30%)	46 (46%)	4 (4%)	50 (50%)	87 (87%)	13 (13%)



The table no.7 tangibly shows the students' responses about if plagiarism report indicates your work plagiarized, than what you do and with regard to q. no.1 that *rewrite the paper/ project/ report/ dissertation/ thesis as per the result* and it is found from the data that in Post Graduate category, out of 20 (20%) students', 5 (5%) responded yes and 15 (15%) opined no about it. Further in M.Phil category, out of 30 (30%) students', 15 (15%) responded yes and 15 (15%) did not and in Ph.D category, out of 50 (50%) students', 40 (40%) responded yes and 10 (10%) opined no about it. Thus, out of 100 students', 60 (60%) responded yes that they rewrite the paper/ project/ report/ dissertation/ thesis as per the result and 40 (40%) students' opined no about it. With regard to q. no.2 that to avoid plagiarism did they adopt *use of standard citation styles* and it is found from the data that in Post Graduate category, out of 20 (20%) students', 10 (10%) responded yes and 10 (10%) opined no about it. Further in M.Phil category, out of 30 students', 22 (22%) responded yes and 8 (8%) did not and in Ph.D category, out of 50 (50%) students', 42 (42%) responded yes and 8 (8%) opined no about it. Thus, out of 100 students', 74 (74%) responded yes that they do use standard citation styles and 26 (26%) students' opined no about it.

With regard to q. no.3 that to avoid plagiarism did they *give up the idea of writing and publication* and it is found from the data that in Post Graduate category, out of 20 (20%) students', 12 (12%) responded yes and 8 (8%) opined no about it. Further in M.Phil category, out of 30 students', 10 (10%) students' responded yes and 20 (20%) did not and in Ph.D category, out of 50 (50%) students', 8 (8%) responded yes and 42 (42%) opined no about it. Thus, out of 100 students', 30 (30%) responded yes that they give up the idea of writing and publication and 70 (70%) students' opined no about it.

With regard to q. no.4 that to avoid plagiarism did they *only use the printed sources* and it is found from the data that in Post Graduate category, out of 20 (20%) students', 14 (14%) responded yes and 6 (6%) opined no about it. Further in M.Phil category, out of 30 (30%) students', 17 (17%) responded yes and 13 (13%) did not and in Ph.D category, out of 50 (50%) students', 6 (6%) responded yes and 44 (44%) opined no about it. Thus, out of 100 students', 37 (37%) responded yes that they only use the printed sources and 63 (63%) students' opined no about it.

With regard to q. no.5 that to avoid plagiarism did they *always give the cited content in inverted commas* and it is found from the data that in Post Graduate category, out of 20 (20%) students', 14 (14%) responded yes and 6 (6%) opined no about it. Further in M.Phil category, out of 30 students', 27 (27%) students' responded yes and 3 (3%) opined no and in Ph.D category, out of 50 (50%) students', 46 (46%) responded yes and 4 (4%) opined no about it. Thus, out of 100 students', 87 (87%) responded yes that they always give the cited content in inverted commas and 13 (13%) students' opined no about it.

5. Findings of the Study

- i. The study reveals that out of 120 students' whom the questionnaires were administered only 100 students' responded with response rate of 83.33 and the break up is 20 (20%) Post Graduate students, 30 (30%) M.Phil students and 50 (50%) Ph.D students'.
- ii. The research tangibly shows that out of 100 students', 82 (82%) are aware about plagiarism and only 18 (18%) students' are not aware about it.
- iii. It is found that out of 100 students', 75 (75%) agreed and responded affirmative and only 25 (25%) students' did not agree with regard to copying the work of other(s) without proper references is plagiarism.

- iv. The research tangibly shows that out of 100 students', 80 (80%) responded yes that writing a paper/ project/ report/ dissertation/ thesis without references is plagiarism and only 20 (20%) students' opined no about it.
- v. It is found that out of 100 students', 83 (83%) agreed that yes it is plagiarism to write a paper/ project/ report/ dissertation/ thesis with wrong references and only 17 (17%) students' did not.
- vi. The research tangibly shows that out of 100 students', 90 (90%) agreed that yes presenting the work of other(s) as their own is plagiarism and only 10 (10%) students' did not agreed to it.
- vii. It is found that out of 100 students', 96 (96%) agreed that yes copy and paste is plagiarism and only 4 (4%) students' did not.
- viii. The study tangibly reveals that out of 100 students', 35 (35%) published plagiarized work and 65 (65%) students' never did that.
- ix. The study tangibly reveals that out of 100 students', 19 (19%) responded yes that they think it is not a big matter to give proper reference(s) in their work but 81 (81%) students' did not think it is right.
- x. It is clear from the findings that out of 100 students', 83 (83%) admitted it yes that unwillingness to read and properly understand content, facts, theories, research problem, etc. is a reason for plagiarism and 17 (17%) students' did not think so.
- xi. It is clear from the findings that out of 100 students', 95 (95%) admitted it yes that easiness and availability of varied e-resources can be easily copied and present as one's own is a reason for plagiarism and 5 (5%) students' did not think so.
- xii. It is clear from the findings that out of 100 students', 88 (88%) admitted it yes that time constraint is a reason for plagiarism and 12 (12%) students' did not think so.
- xiii. It is clear from the findings that out of 100 students', 77 (77%) admitted it yes that circumstances and performance factor is a reason for plagiarism and 23 (23%) students' did not think so.
- xiv. It is clear from the findings that out of 100 students', 45 (45%) admitted it yes that impression of not being caught and noticed is a reason for plagiarism and 55 (55%) students' did not think so.
- xv. It is clear from the findings that all 100 (100%) students' admitted it yes that lack of orientation programme (s) by library/ department/ institute is a reason for plagiarism.
- xvi. It is found that out of 100 students', 96 (96%) admitted it yes that lack of understanding

and non awareness about use of standard citation styles to avoid plagiarism is a reason for plagiarism and only 4 (4%) students' did not think so.

- xvii. The research tangibly shows that out of 100 students', 98 (98%) admitted it yes that lack of conducting workshops to provide practical training to improve writing skills, use of citations and standard citation styles is a reason for plagiarism and only 2 (2%) students' did not think so.
- xviii. The research tangibly shows that out of 100 students', 69 (69%) responded yes that they knew about anti plagiarism software and 31 (31%) students' did not.
- xix. It is found that out of 100 students', 66 (66%) responded yes that they knew library has anti plagiarism software and 34 (34%) students' did not.
- xx. The research tangibly shows that out of 100 students', only 5 (5%) responded yes that they have checked their paper/ project/ report/ dissertation/ thesis through anti plagiarism software and 95 (95%) students' did not.
- xxi. The research tangibly reveals that out of 100 students', 60 (60%) responded yes that they rewrite the paper/ project/ report/ dissertation/ thesis as per the result and 40 (40%) students' opined no about it.
- xxii. The research tangibly reveals that out of 100 students', 74 (74%) responded yes that they do use standard citation styles and 26 (26%) students' opined no about it.
- xxiii. The research tangibly reveals that out of 100 students', only 30 (30%) responded yes that they give up the idea of writing and publication and 70 (70%) students' opined no about it.
- xxiv. The research tangibly reveals that out of 100 students', only 37 (37%) responded yes that they only use the printed sources and 63 (63%) students' opined no about it.
- xxv. The research tangibly reveals that out of 100 students', 87 (87%) responded yes that they always give the cited content in inverted commas and only 13 (13%) students' opined no about it.

6. CONCLUSION

The research comprehensively presented the students' awareness, understanding and knowledge about plagiarism, anti plagiarism software(s) and suggestions to avoid this menace. It is being found that maximum numbers of students' do know about varied aspects and plagiarism issues but they have never checked their work through anti plagiarism software which is a matter of concern.