



## Use of E-Journals by Faculty Members, Research Scholars and Postgraduate Students in the Field of Social Sciences in Veer Kunwar Singh University of Bihar, India

Pramod Kumar Paswan<sup>1</sup>, Manish Kumar<sup>2\*</sup>

<sup>1,2</sup> Department of Library and Information Science, University of Delhi

\*Corresponding Author Email: [kkmaniii2014@gmail.com](mailto:kkmaniii2014@gmail.com)

**Received:** 20 November 2023, **Revised:** 4 December 2023, **Accepted:** 10 December, 2023, **Published:** 15 December 2023

**ABSTRACT:** Easy and instant access is the first choice and priority of present generation users' and thus e-journals and e-books are in great demand and use. As government of India through its INFLIBNET initiative and consortium means, provide access to wide array of e-journals in all disciplines but still many university libraries have not created the suitable ICT infrastructure for getting the best advantage. In social sciences users unawareness about plethora of e-resources leads to non- usage and low research output. The present research work attempts to study e-journals usage pattern by Veer Kunwar Singh University users in the social sciences discipline viz. History, Sociology, Political Science, and Economics.

**KEYWORDS:** E-Journals, Use of E-journals, Social Sciences E-journals, Veer Kunwar Singh University, Bihar

### 1. INTRODUCTION

Technology driver education system open new floodgates for information creation, access and dissemination and undoubtedly library users are the ultimate beneficiaries having abundance of e-journals just at click of mouse. Indeed e-journals carry raw data, are maximum in demand and used by students' community for reading, learning and research activities a thus it is the responsibility of the academic institutions and R&D centers to subscribe and provide access to such wonderful information sources for promotion of research & learning activities. The study attempts to check out the ground reality of subscription and e-journals access by students of social sciences and how effectively users used for enhancement of information & knowledge along with academic outputs.

### 2. LITERATURE REVIEW

Dwivedi investigated knowledge and perspectives of users regarding availability of e-resources at the Central Library, BBAU, Lucknow. An comprehensive workout regarding e-resources usage, access frequency, usage

reasons and problems were covered. The work overtly covers the issues, merits and barriers also.

Charles et al. find the link between the impact of electronic resources and their use in Coimbatore's management institution libraries. This is a quantitative approach-based study that gathered data and information through a questionnaire. 76% valid response rate has been achieved by using survey approach through questionnaires. The data was analysed using a five-point Likert scale and SPSS software for descriptive aspects. It also covers initiatives to raise awareness about e-resources, application of marketing strategy be used to increase electronic resource usage in Coimbatore management institution libraries.

Dhuri and Lobo present the usage and issues of e-resources by patrons of Engineering and Medical Colleges in Goa. The objective of the study is to look into the availability, use, and impact of e-resources on patrons. The Data was collected from 960 users, including students and faculty members. It was found that librarians should attend information literacy classes



for users on a regular basis to enhance clients' searching ability. Maximum (89%) users are well familiar of various kinds of E-Resources accessible in their sector, 85% of patrons are extremely satisfied by using e-resources in engineering and health.

Chibuzor in research covers the Covid-19 lockdown period, looked into how academic staff used electronic resources (ER) in the libraries of Nigerian University. Total 313 users' out of 3130 was chosen for the investigation using questionnaire and followed random sampling method for data collection. The true limits of numbers were used as a criterion for making a judgement on the analysis. The study shows that academic staff extensively used electronic resources (ER) during the lockdown period.

Sonteni and Taddi in their work covered 100 respondents through structured questionnaires to fill out in order to collect data for the study, and the returned questionnaires were analysed with SPSS software using basic percentages. According to the results of the survey, the majority of doctorate students are aware of electronic resources, and user education/training programmes are the most crucial for maximizing the use of electronic resources in the University Library.

### 3. OBJECTIVES OF THE STUDY

- i. To know the use of e-journals in the field of History, Political Science, Economics and Sociology in Veer Kunwar Singh University of Bihar;
- ii. To examine user's approach towards e-journals;
- iii. To find out mostly consulted e-journals in the area of History, Political Science, Economics and Sociology
- iv. To study the issues related to access of e-journals in the university library.

### 4. RESEARCH METHODOLOGY

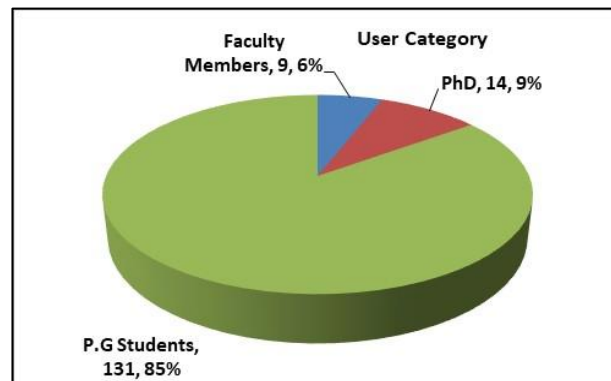
The investigators used random sampling and distributed 200 questionnaires in-person and received back 154(77%) duly filled questionnaires. The questionnaire consists of questions pertaining to the user category, department wise user category, user's gender, age group, frequency of library visit, time spent in the library, type of database used, frequently use of internet facilities for information access, type of e-resources preferred and regularly used, awareness about availability of e-journals in respective discipline, preference regarding journals, use of databases in the area of social sciences, use of e-journals for information access in history, economics, political science, social science, database comprehensive, problems faced with regard to access and use of e-journals and other concerned issues. The questionnaires were in-person administered to randomly 200

participants and after the sincere requests and persuasion only 154 responded.

### 5. DATA ANALYSIS AND INTERPRETATION

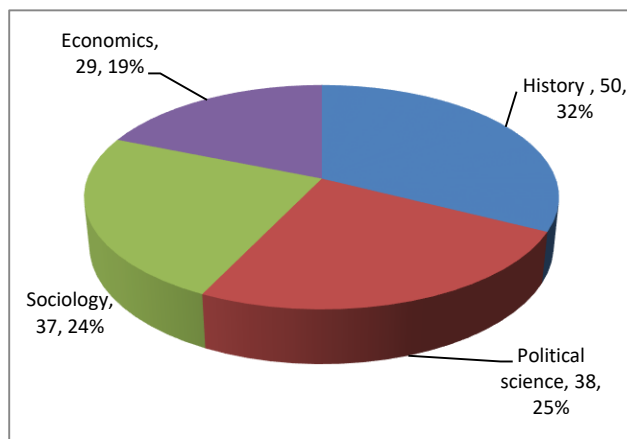
Total 200 Questionnaires were distributed and 154 (77%) duly filed questionnaires received back. Thus N=154.

**Graph no. 1: User Category**



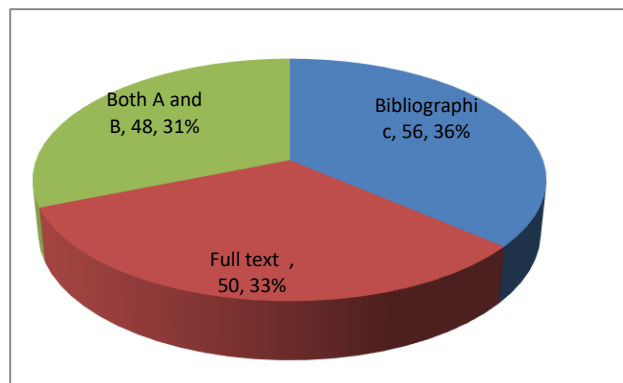
It is evident from the graph no 1 that maximum users 131(85%) belongs to P.G. Students, seconded by 14(9%) Ph.D. and at least 9(6%) Faculty members.

**Graph No. 1.1: Department Wise User Category**



This graph shows that maximum users responded 50(32%) belongs to History discipline, Seconded by 38(25%) Political science, 37(24%) sociology and

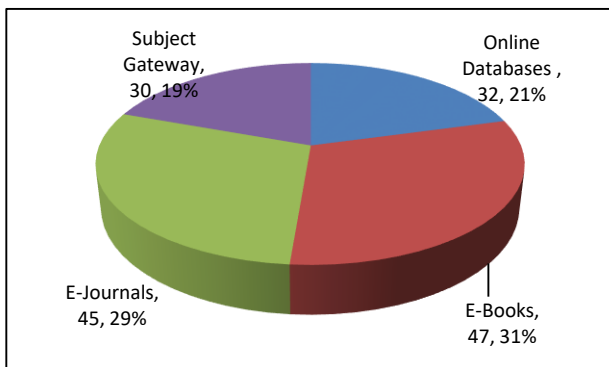
**Graph No. 2: Type of Database Used**



It is evident from graph no 6 data with regard to database usage, the maximum respondents 56(36.36%)

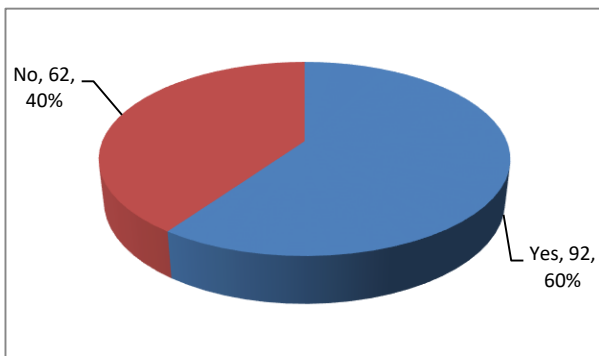
use Bibliographic, seconded by 50(32.46%) users use full text and least 48(31.16%) user used both A & B (Bibliographic & full text) databases for their research and academic purpose.

**Graph no. 3: Type of E-Resources Preferred and Regularly Used**



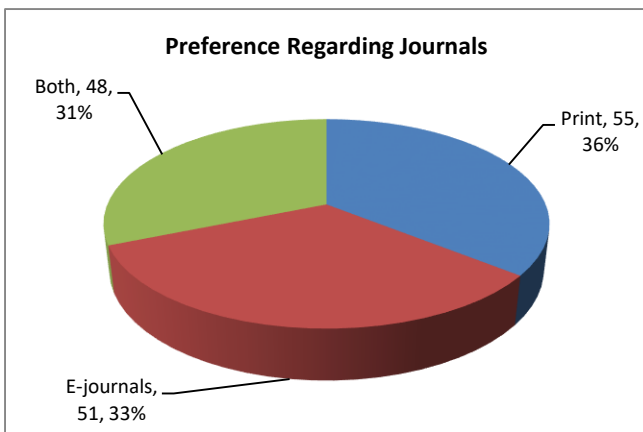
It is clear from graph no 8 shows that maximum respondents 47(30.51%) preferred e-books regularly, 45(29.22%) users' preferred e-journals, 32(20.77%) users' use the online databases and 30(19.48%) users regularly preferred the subject gateways.

**Graph no. 4: Awareness About Availability of E-Journals In Respective Discipline**



With regard to awareness about availability of print and e-journals in specific discipline majority of respondents i.e., 92(59.74%) users are well aware but 62(40.25%) users admitted to be unaware.

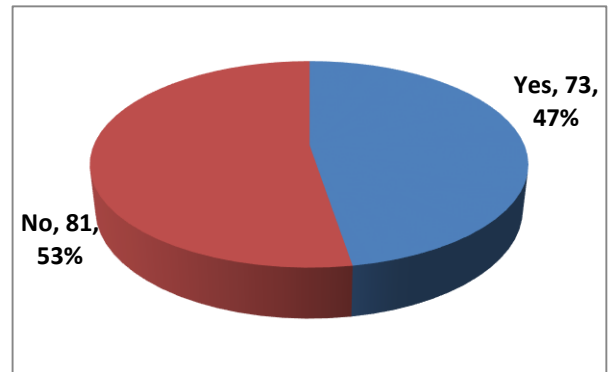
**Graph no. 5 Preference Regarding Journals**



The data of Graph no 10 show that highest respondents 55(35.71%) prefer print journals for study and research

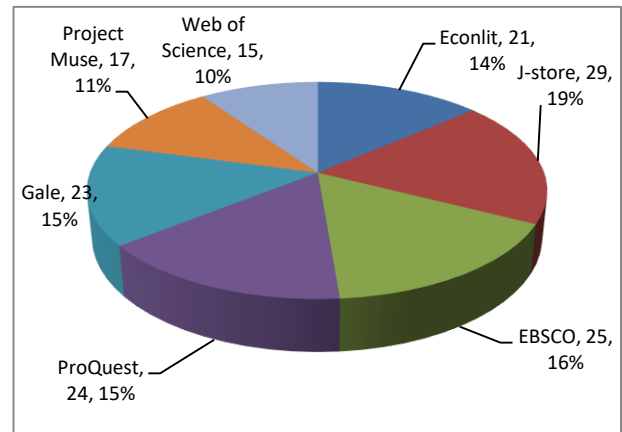
purpose; seconded by 51(33.11%) users preferred E-journals and 48(31.16%) users' preferred Both (print and e-journals).

**Graph no. 6: Library Subscribe Qualitative and Sufficient Numbers of Journals Regarding Your Specialization/Research Area**



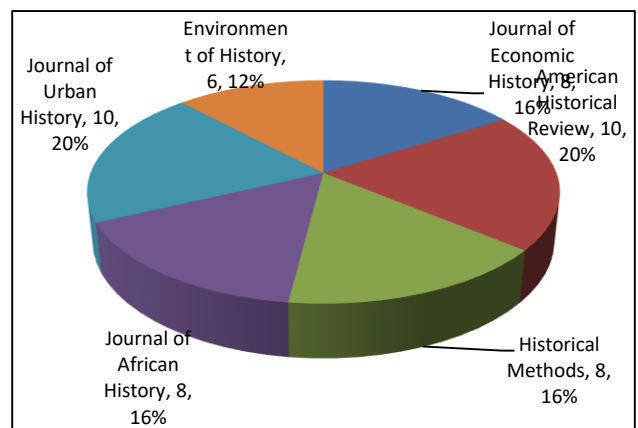
It is evident from the data (Graph no. 11) that majority of respondents 73(47.40%) agreed to it whereas 81(52.59%) users opined that libraries didn't subscribe qualitative and sufficient number of journals.

**Graph no. 7: Use of Databases in The Area of Social Sciences**



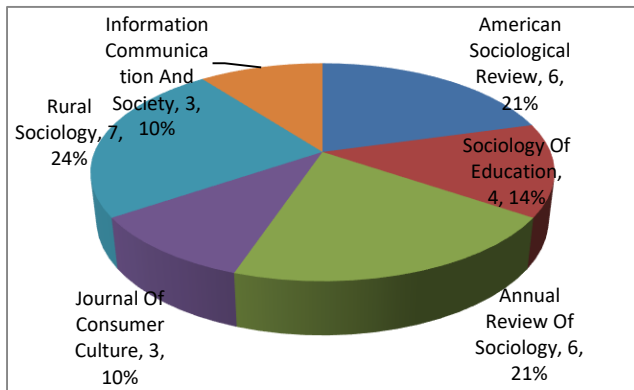
The data shows that majority of respondents 29(18.83%) used J-store database, seconded by 25(16.23%) used EBSCO, 24(15.58%) used ProQuest, 23(14.93%) used Gale, 21(13.63%) used Econlit, 17 (11.03%) users used Project Muse and 15(9.74) Web of Science Database.

**Graph no. 8 Use of E-Journals in History Discipline**



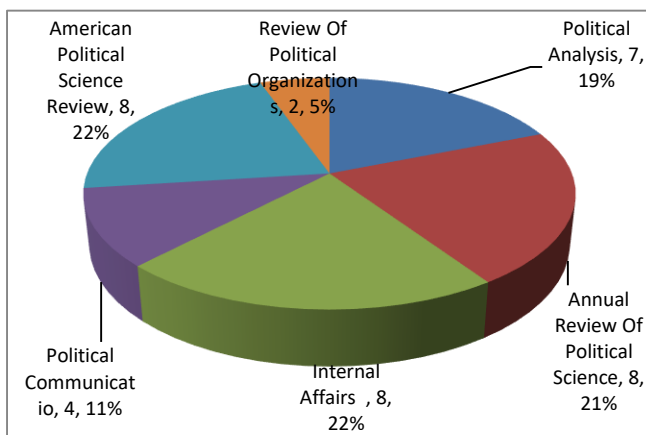
Graph no. 13 shows that maximum users 10(20%) used American Historical Review and Journal of Urban History, seconded by 8(16%) used Journal of Economic History, Historical Methods, Journal of African History and 6(12%) used Environment of History.

**Graph no. 9 Use of E-Journals in Sociology Discipline**



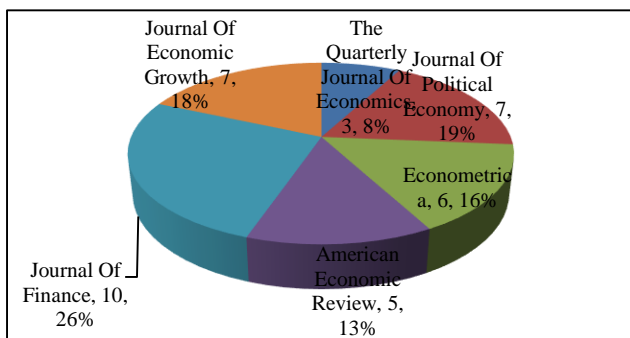
The data shows (Graph no. 14) that 7(24.13%) users used Rural Sociology, 6(20.68%) used Annual Review of Sociology and American Sociological Review, 3(10.34%) used Journal of Consumer Culture, Information Communication and Society.

**Graph no. 10: Use of E-Journals in Political Science Discipline**



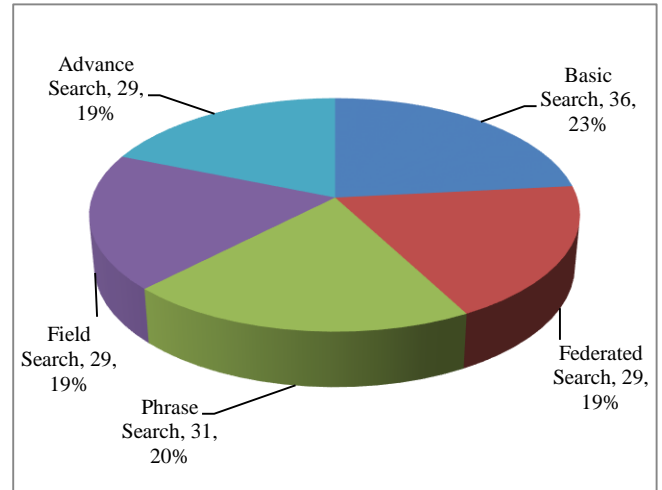
It is evident from Graph no. 15 that maximum respondents 8(21.62%) used Annual Review of Political Science, Internal Affairs, American Political Science Review, 7(18.91%) used Political Analysis, 4(10.81%) used Political Communication and 2(4%) used Review of Political Organizations.

**Graph no. 11 Use of E-Journals in Economics Discipline**



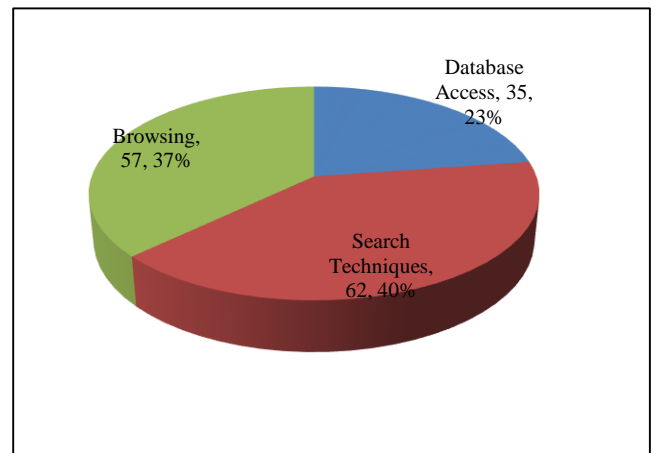
The data show that 10(26.31%) users used Journal of Finance, seconded by 7(18.42%) used Journal of Political Economy and Journal of Economic Growth, 6(15.78%) used Econometrica, 5(13.15%) used for American Economic Review and 3(7.89) user used The Quarterly Journal f Economics

**Graph no. 12 Search Technique Used for Accessing E-Journals**



It is clear from the data of graph no. 17 that highest respondents 36(23.37%) responded for Basic Search, seconded by 31(20.12%) used Phrase Search, and 29(18.83%) used Federated Search, Field search, advance search.

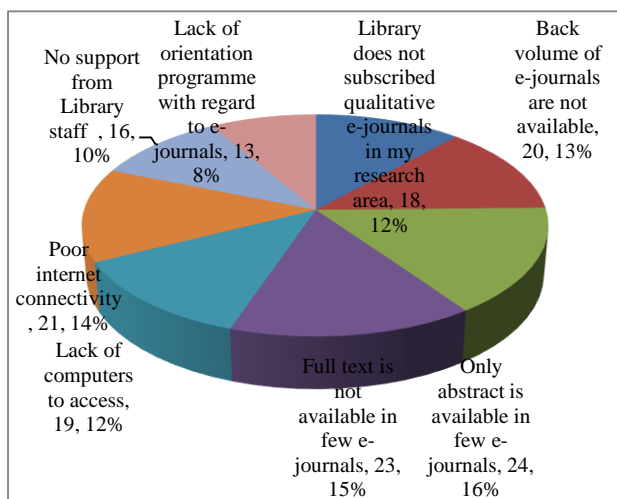
**Graph no. 13 User Satisfaction Related to E-Journals**



It is evident from the data of Graph no. 20 that majority of respondents 62(40%) used Search technique, seconded by 57(37%) used Browsing, 35(23%) used Database access.



**Graph no. 14: Problems Faced Related to Access and Use of E-Journals**



The data shows (Graph no 20) that related to problems of access and use of e-journals, the maximum respondent maximum respondents 24(15.58%) focus on Only abstract is available in few e-journals, seconded by 23(14.93%) pointed out Full text is not available in few e-journals, 21(13.63%) responded Poor internet connectivity, 20(12.98%) Back volume of e-journals are not available, 19(12.33%) Lack of computers to access, 18(11.68) focus on Library does not subscribed qualitative e-journals in my research area, 16(10.38%) focus on No support from Library staff, 13(8.44%) focus on Lack of orientation programme with regard to e-journals.

## 6. CONCLUSION

E-journals play a key role in the dissemination of information to users and thus it is imperative that library must subscribe informative and qualitative e-journals to quench the information quests of the users. The present study comprehensively covered the usage of e-journals by the social science disciplines users and it is found that majority of users are well aware and actively use the e-journals to keep themselves abreast with the latest developments in their respective disciplines and general also.

## REFERENCES

- Charles, P., I. Sasireka, and M. J. Mary. "Utilization of E- Resources by Faculty Members and Students in Management Institutions, Coimbatore: A Study." *Library Philosophy and Practice*, 2022, pp. 1-8.
- Chibuzor, Livina D., et al. "Academic Staff use of Electronic Resources (ER) in Nigerian University Libraries during the COVID-19 Lockdown Period." *Library Philosophy and Practice*, 2021, pp. 1-20.
- Dhuri, Keshav R., and Jovita Lobo. "Exploring the Boundless Influence of Electronic Resources on the Patrons of Medical and Engineering College

Libraries." *Library Philosophy and Practice*, 2021, pp. 1-17.

Dwivedi, Suraj K., and Shilpi Verma. "Use of electronic resources by users of the gautam buddha central library at the B.B.A.U., Lucknow, Uttar Pradesh: a study." *Library Philosophy and Practice*, 2022, pp. 1-14.

Sonteni, Srinivas and Taddi Murali. "Awareness and use Pattern of Electronic Resources among the Doctoral Research Scholars of Central University of Tamil Nadu, Tiruvarur, India: A Study." *Library Philosophy and Practice*, 2021, pp. 1-15.